

HYDRATE FOR HEALTH



HYDRATION PRODUCTS



DRINKING FOUNTAINS and BOTTLE FILLERS

This brochure represents a portion of the extensive hydration products that Haws® offers.

Visit haws.ch for a comprehensive list of products and accessories.



HYDRATION BY HAWS™



Model 2000S

Recessed (shown)

- Recessed Into Wall
- Plumbed Drain
- Purge Feature
- ADA Accessible*
- 38.1 cm W x 9.91 cm D x 76.84 cm H

Also available:

Model 2000SMS

Surface Mount

- Surface Mounted On Wall
- Integral Drain Pan with Plumbed Drain Option
- Purge Option
- ADA Accessible*
- 38.1 cm W x 17.53 cm D x 76.84 cm H

*when mounted at correct height

Customize your new or existing drinking fountain or bottle filler with your logo, slogan, or graphic! Increase brand recognition by personalizing your hydration products by easily retrofitting with a custom back panel, **Model 6475**.



KEY FEATURES

- Hygienic touch-free electric sensor activation
- Large 27.94 cm dispensing area
- 1.27 mm stainless steel back panel for durability
- Stainless steel and ABS plastic exterior
- 9463.53-liter Electronic Lifecycle Control filter feature for accurate usage and filter monitoring
- Advanced Filtration System with superior NSF/ANSI 42, 53, & 372 certifications
- Certified to NSF/ANSI Standards 42 & 53 for the reduction of chlorine (taste and odor), lead, and 99.99% of cysts
- Silver ion antimicrobial protection
- 1.90 LPM flow rate
- Plumbed water inlet
- Filter indicator light
- Optional chiller available
- ADA compliant*
- Voltage: 115v
- 3-year warranty



Model H1117.8 shown with two custom panels Model 6875, and bottle filler Model 1920.

MODULAR, OUTDOOR BOTTLE FILLER & DRINKING FOUNTAIN

Born an Original

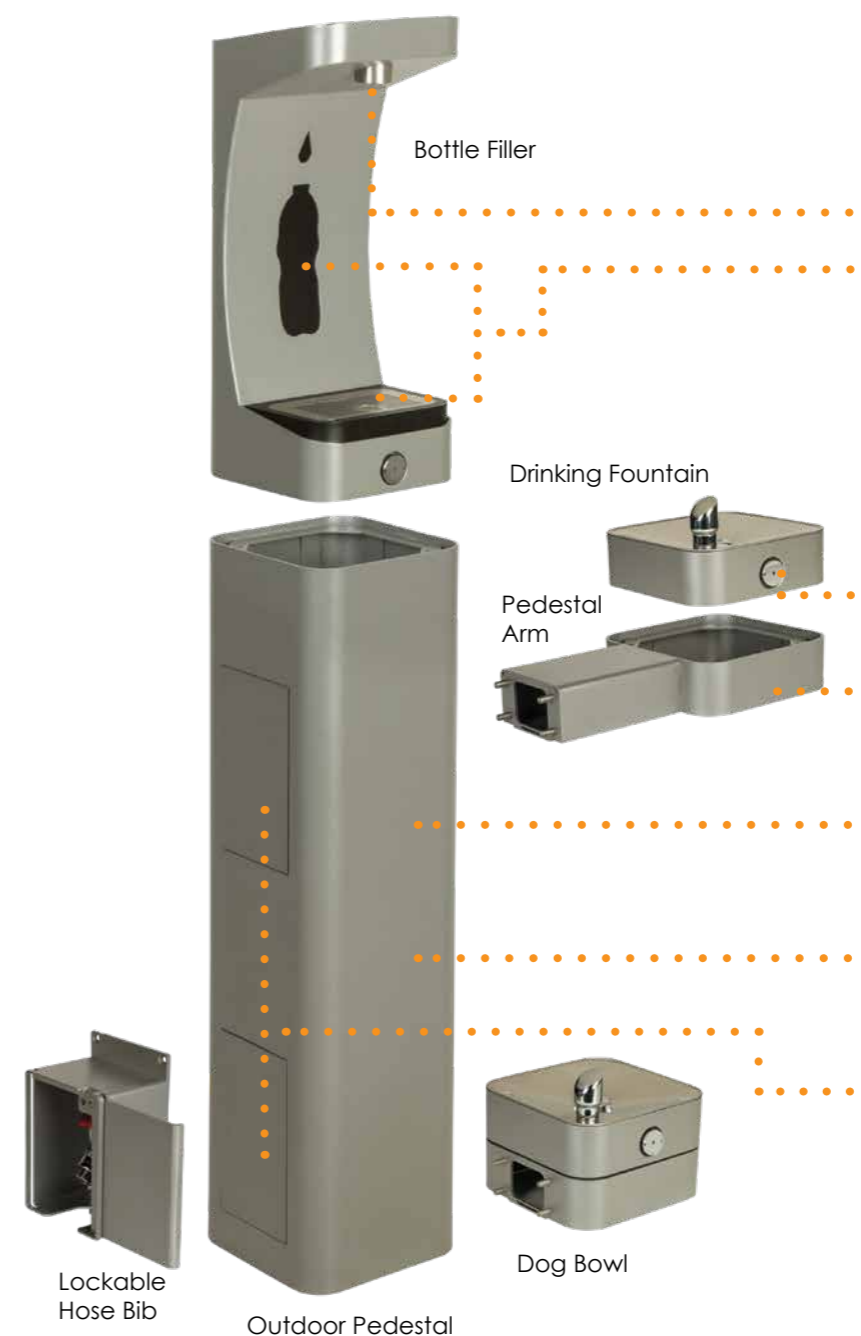
This unique product allows for over 200+ configuration options to suit a facility or site's needs. Ideal for all outdoor areas including school campuses, office buildings, parks and recreation facilities.



MODEL CONFIGURATOR

Configure your own with a combination of accessories available for both sides, the back, and the top of the modular pedestal.

MODEL EXAMPLE
3 6 1 2 - 0 2
 # bottle fillers # drinking fountains color



STANDARD COLOR OPTIONS

-  Silver (01)
-  Blue (02)
-  Green (03)

For custom colors, contact customer service:
customerservice@hawsco.com,
 or call 888.640.4297.

KEY FEATURES:

- Certified by CSA to NSF/ANSI 61, Section 9 and NSF/ANSI 372
- 100% lead free waterways
- Laminar, 3.8 LPM flow rate
- Drain pan logo and bottle color customization
- Interchangeable accessory options
- Drinking fountain bowl and bubbler head can be rotated to adjust for multiple configurations and accessibility
- Mechanical push button activation for bottle filler and drinking fountain
- Modular arm design for pre- and in-field placement and variations
- Robust matte powder-coated exterior for an aesthetically appealing look and feel
- Durable and sturdy 3/16" galvanized steel exterior with phosphate undercoat
- Top-down drain access for easy cleaning and maintenance
- Freeze-resistant (FR) options to maintain functionality in cold weather environments
- Easy installation with convenient access to internal plumbing
- Unlimited custom color options
- Competitive pricing with 200+ configuration options
- Base pedestal is equipped with four hydration placement options and three lower accessory options
- Environmentally-friendly hydration solution for reduced plastic consumption

1.888.640.4297 :: 1.775.359.4712 :: www.haws.ch



Model 1001HPS
Barrier-free, high-polished stainless steel drinking fountain with sculpted bowl and 100% lead-free waterways.



Model 1001MS
Barrier-free, satin finish, stainless steel drinking fountain with sculpted bowl, back panel and in-the-wall mounting system, and 100% lead-free waterways.

FEATURES & BENEFITS

- 100% lead-free waterways
- 1.27 mm, Type 304 stainless steel bowl with 1.984 mm bracket
- Polished, chrome-plated brass vandal-resistant bubbler and push button
- Satin stainless steel, and high-polished stainless steel finishes available
- Custom finishes and configurations available
- Laminar flow which produces a more even flow and eliminates splashing
- Barrier free for ADA access
- Front access stream adjustment, cartridge and strainer
- Elegant swirl bowl design channels water to ensure proper drainage
- Vandal-resistant components and bottom plates
- 100% U.S.A. factory pressure tested to meet the highest quality standards



Model 1011HPS
A Hi-Lo, barrier-free, high-polished stainless steel fountain with round sculpted bowls. Optional cane skirt also available, as shown.



Model H1001.8HPS
Provides 30.28 LPH chilled water, high-polished stainless steel.

Model H1011.8HO
Sensor operated, satin stainless steel, Hi-Lo electric water cooler provides 30.28 LPH chilled water.



WALL MOUNTED



Model 1920

Versatile, wall-mounted, satin finished bottle filler can be mounted alone or above a drinking fountain. Constructed of 1.984 mm, Type 304 satin finish stainless steel with 100% lead-free waterways and 3.78 LPM laminar flow with push button operated stainless steel valve.



MODEL 1920 SHOWN ON DRINKING FOUNTAIN MODEL 1001 WITH BACK PLATE MODELS BP6 AND BP15

FEATURES & BENEFITS

- 100% lead-free waterways
- Polished, chrome-plated brass bubbler, push button and waste strainer
- Barrier free
- Front access stream adjustment, cartridge and strainer
- Vandal-resistant components
- Integral waste trap
- 100% U.S.A. factory pressure tested to meet the highest quality standards



Model H1117.8

1.984 mm, adjustable barrier-free, Hi-Lo electric water cooler with adult and child ADA capabilities.



Model 1900

Bottle filler is easily mounted over virtually any drinking fountain or water cooler. Stainless steel, push-button activated valve assembly allows for front access stream adjustment as well as cartridge and strainer access. Patent pending flexible design allows for outward drain to be reversed inward allowing drain water to be connected to waste inside of wall.

Model H1119.8

Hi-Lo electric water cooler provides 30.28 LPH chilled water, stainless steel skin. Features vandal-resistant bubbler heads, waste strainers and bottom plates. Grille slots are designed to eliminate sharp edges and are backed with a foam filter to protect the fan motor and high displacement compressor from debris.



MODEL H1119.8 SHOWN WITH BOTTLE FILLER MODEL 1920, BACK PLATE MODEL BP32, AND DRIP TRAY MODEL 6469

WALL MOUNTED



Model 1025

Barrier-free, heavy-duty 3.175 mm fabricated galvanized steel, with green powder-coated finish. Top-down drain access allows for cleaning without taking unit apart. Welded heavy-duty bubbler guard protects the drinking point from misuse. **AVAILABLE IN CUSTOM COLORS**



Model 1431

Two-bubbler, enameled iron, barrier-free fountain provides for bullet-proof durability. Bubbler heads locked to main bowl prevent against vandals and provide efficient water flow for twice the users as single-bubbler fountains.

FEATURES & BENEFITS

- 100% lead-free waterways
- Polished, chrome-plated brass bubbler, push button and waste strainer
- Barrier free
- Front access stream adjustment, cartridge and strainer
- Vandal-resistant components and bottom plates
- Integral waste trap
- 100% U.S.A. factory pressure tested to meet the highest quality standards



Model 1047

Wall-mounted design with child ADA capabilities. Heavy-duty, steel-reinforced construction with pre-cast, air-entrained concrete to ensure 344.74+ bar compressive strength. Hood extension protects the bubbler head with a partial enclosure for a greater protected drinking point. Exposed aggregate finish.

Model 1501

Barrier-free, Hi-Lo, wall-mounted design with white enameled iron construction. Soft rounded corners prevent mishaps and other accidents that may occur once installed. Matching back panel provides a better base for a sturdier fountain.



Model 1409

Multi-bubbler, barrier-free, white powder-coated cast aluminum construction. Gloss finish resists stains keeping the fountain protected. Three bubbler heads locked to main bowl prevent against vandals and provide efficient water flow in high traffic areas.






FEATURES & BENEFITS

- 100% lead-free waterways
- Barrier free
- Front access stream adjustment, cartridge and strainer
- Vandal-resistant components
- Chrome-plated brass bubbler, push button and waste strainer
- Aesthetically pleasing and protective powder-coated surfaces



Models 3377 and 3377BF

Barrier-free, 1.984 mm stainless steel fountain with a satin finish stainless steel bowl and bracket, and galvanized steel green powder-coated finish pedestal. Other powder-coat colors available. Freeze-resistant model available, Model 3377FR. Galvanized steel model, 3377G. Bib faucet option available.



Shown with Model 3377BF, bottle filler attachment, a powder-coated, 1.984 mm galvanized steel pedestal extension with a satin finish stainless steel bracket, 3.8 L laminar flow, and front access to valve adjustment and cartridge replacement. Freeze-resistant model available, 3377BFFR. Galvanized, natural steel finish, model 3377BFG.

Model 3500D

Heavy-duty, 2.778 mm stainless steel construction. Hi-Lo, barrier-free design provides for twice the users as regular drinking fountains. Ground level dog fountain allows for pet owners to easily supply their animal with a cool flowing stream of water. Green powder-coat paint finish is standard with nine other powder-coat colors available. Freeze-resistant model (without dog bowl) available, Model 3500FR.



Model 3601

Modular, outdoor pedestal drinking fountain can be configured in multiple variations before or after installation. Model 3601 is standard with a single drinking fountain station, and the option of adding/changing a drinking fountain, bottle filler, dog bowl and/or hose bib at any time. Water is delivered by a patented push-button stainless steel valve assembly allowing for front access stream adjustment as well as cartridge and strainer access. Constructed of heavy-duty 3/16" galvanized phosphated steel with silver powder-coated finish, and equipped with vandal-resistant components for long lasting durability.



Model 3380

Heavy-duty, 3.175 mm, fabricated galvanized steel with powder-coated finish provides exceptional corrosion resistance in one of our toughest made fountains. Standard color is green. Freeze-resistant model available, Model 3380FR.



Model 3300

Hi-Lo, barrier-free design. Ready for any environment with heavy-duty, 3.175 mm construction, bubbler guards and recessed push buttons. Freeze-resistant model available, Model 3300FR. Bib faucet option available.

Model 3511

"Antique style" pedestal made of heavy-duty, cast aluminum with powder-coated finish makes for one of the most stylish fountains that Haws produces. Standard color is black. Freeze-resistant model available, Model 3511FR. Bib faucet option available.



Model 3202

Angled barrier-free, trough-style design allows the pedestal to be placed securely in multiple locations where a gravel fill is present or can be installed. Gravel fill and trough design completely eliminate the need for traditional drains that can be clogged with sand and other contaminants. Bib faucet option available.

Custom Color Selections



CONCRETE PEDESTAL :: OUTDOOR



Model 3121

Square concrete design with exposed aggregate finish. Hood extension protects the bubbler head for a greater protected drinking point.



Model 3177

Angled barrier-free design with hood extension that protects the bubbler head with a partial enclosure for a greater protected drinking point.

FEATURES & BENEFITS

- Heavy-duty, steel-reinforced construction with pre-cast, air-entrained concrete to ensure 344.74+ bar compressive strength, exposed aggregate finish
- Front access stream adjustment, cartridge and strainer
- Vandal-resistant components including recessed push buttons
- Polished, chrome-plated brass bubbler, push button and waste strainer
- Oversize access panels for ease of maintenance
- Attractive, high-polished stainless steel basins
- Top-down access to the drain allows the fountain to be cleaned without taking the unit apart
- Freeze-resistant options



Model 3150

Adjustable design allows the arm to be mounted at adult or child height as required by ADA. Hood extension protects the bubbler head with a partial enclosure for a greater protected drinking point.

Model 6620

Square concrete step that matches the color and finish of Haws' concrete drinking fountains to allow children access to the drinking water stream. Steel-reinforced, pre-cast construction with air-entrained concrete to ensure 344.74+ bar compressive strength with exposed aggregate finish. 25.4 cm high for surface mounting. Anchor bolts supplied.



Model 6518FR


Freeze-resistant valve system. Fully-engineered pneumatic-operated valve available for all pedestal fountains. System is installed below the frost line.

Four Concrete Finishes



LIGHT SANDBLAST MEDIUM SANDBLAST HEAVY SANDBLAST EXPOSED AGGREGATE

Sample of Concrete Colors



DESERT SAND C-11 WHITE 01 CORAL RED C-22 MESA BEIGE C-12 DARK GRAY C-34 SOMBERO BUFF C-25

To view all concrete color options, go to www.haws.ch

SINK :: COUNTER-TOP MOUNTED

FEATURES & BENEFITS :: SINKS

- Barrier-free
- Stainless steel or enameled iron construction
- Vandal-resistant components

FEATURES & BENEFITS :: FAUCETS

- 100% lead-free waterways
- Polished, chrome-plated brass construction
- Vandal-resistant components



Model 4230

Barrier-free, stainless steel, counter-mounted sink. Sunken sink design helps to minimize excess splashing and self-rimming feature allows for easy mounting, while the stainless steel construction provides durability and corrosion resistance. Stainless satin finish resists stains and corrosion. Water-tight fittings along with sound deadening undercarriage keep this unit mounted securely on any counter-top. Measurements: 78.7 cm x 48.3 cm x 12.7 cm deep. Model shown with optional components.



Model 4110ADA

Barrier-free capabilities when mounted at appropriate height. Recessed sink design with water tight fit and stainless steel mounting rim (not shown) helps to minimize excess splashing. Heavy-duty, cast iron basin with a glossy white, acid-resisting enamel finish. Pre-punched to accept two valves and/or faucets. Model shown with optional components.



Model 4010

Ideal for sink or counter-top locations. Push button operated with adjustable stream regulation. Equipped with mounting bracket and waste strainer. Stainless steel bowl and bubbler. Anti-squirt flow prevents surging water, keeping the drinking area contained and clean.

Model 5054LF

Shielded bubbler and self-closing lever handle valve with pressure regulating flow control to provide an anti-squirt drinking stream. Unit is to be mounted from a sink or counter-top and is constructed from lead-free polished chrome-plated brass, making it resistant to corrosive materials.



Model 5051LF

Shielded bubbler and self-closing lever handle valve with pressure regulating flow control to provide an anti-squirt drinking stream. Unit is to be mounted from a sink or counter-top and is constructed from lead-free polished chrome-plated brass, making it resistant to corrosive materials. Unit has vandal-resistant pins to prevent the unit from turning.



Model 5452LF

Gooseneck faucet is designed with a 1.9 LPM aerator and self-closing lever handle action to provide a smooth flowing stream of water. Unit is to be mounted from sink or counter top and is constructed from lead-free polished chrome-plated brass, making this faucet resistant to corrosive materials.

Model 5510LF is the stay-open lever version.

OPTIONAL ACCESSORIES :: COLORS

		1001	1011	1011MS	1025	1047	1107L	1109.14	1117L	1311	1409	1431	1501	2000S-2000SMS	3121	3150	3177	3202	3300	3380	3500D	3511	3800 SERIES	H1011.8	H1011.8HPS	H1117.8	H1119.8	
OPTIONAL ACCESSORIES	1900	●	●	●	●	●	●	●	●													●	●	●	●			
	1920	●	●	●	●	●	●	●	●														●	●	●	●		
	6250LF														●	●	●	●	●			●						
	6423																											
	6426	●	●	●	●	●	●	●	●	●	●	●	●	●	●	●	●	●	●	●	●	●	●	●	●	●	●	
	6603	●	●																									
	6611														●	●	●		●	●	●	●						
	6620														●	●												
	6635																		●	●	●							
	6700	●		●	●	●	●	●	●	●																		
	6700.4	●																										
	6715																											
	6800	●	●	●	●	●	●	●	●	●	●	●	●	●														
	BP6	●																										
	BP15	●																										
	BP32		●	●																				●	●	●	●	
	HCR8	●	●	●	●	●	●	●	●	●	●	●	●	●	●	●	●	●	●	●	●	●	●	●	●	●	●	●
	MTG.3501																			●		●						
	MTGFR.DF2			●																								
	MTGFR.LG																							●	●	●	●	
	SK1																											
	SK3		●																					●				
	Concrete Colors				●										●	●	●											
	Custom Colors			●																								

COLOR CODES

- Orange indicates a **REQUIRED** Accessory
- Gray indicates an **OPTIONAL** Accessory

ACCESSORIES



Model 5551
Push lever operated, self-closing, polished chrome-plated brass, deck-mounted, gooseneck cold water glass-filler faucet.



Model 6250LF
Self-closing, plain end, lead-free, brass bib faucet with polished chrome-plated finish.



Model 6252EHLF
Self-closing, plain end, bib faucet with rough brass finish and a special extended lever handle which is locked to valve.



Model 6423
Replacement filter for wall-mounted bottle filler, and sensor-operated bottle filling station. (U.S. and Canada only)




Model 6426
Filter, 30.5 cm x 5 cm, in-line lead removal element that reduces lead from incoming water supply.



Model 6800
Universal in-wall mounting support for use with most fountains.



Model MTG.3501
Galvanized steel anchors.



Model MTGFR.DF2
In-wall mounting frame provides maximum support and facilitates the installation of 1011MS and 1011HPSMS series fountains.



Model MTGFR.LG
In-wall mounting frame provides the maximum support and facilitates the installation of Hi-Lo, electric water coolers.



Model 5874PB
Lead-free, stainless steel, push-activated, chrome-plated brass push button valve. Includes PBA7 recessed-style, push button assembly.



Model 5874PBF
Flush-mount, lead-free, stainless steel, push-activated, chrome-plated brass, push button valve. Includes PBA6 flush-mount, push button assembly.



Model 6603
Satin finish stainless steel access panel. Includes frame and screws.



Model 6611
Sand trap for installing adjacent to pedestal drinking fountains to help prevent debris and contaminants from clogging waste line. Use Model 6635 for Models 3500 and 3511.



Model 6620
Matching square air-entrained concrete step for square concrete pedestals, 25.4 cm high.



Model 6469
Drip tray used with the 1920 series bottle fillers for single or dual fountain.



Model HCR8
Chiller provides for instantaneous cooling to meet a continuous demand for chilled water.




Model SK1
Satin finish stainless steel cane touch skirt for installation on high unit to comply with ADA protruding objects guidelines.



Model SK3
Satin finish stainless steel cane touch skirt for installation on high unit to comply with ADA protruding objects guidelines when needed.



Model 6700
Universal mounting plate for most single bubbler wall-mounted fountains. Panel is 45.7 x 17.8 cm.



Model 6700.4
Hi-Lo universal mounting plate for most dual bubbler wall-mounted fountains. Panel is 91 x 30.5 cm.



Model 6700.4L
Mounting plate used with the 1920 series bottle fillers for dual fountain. Panel is 91.4 x 17.8 cm.



Model 6700R
Mounting plate used with the 1920 series bottle fillers for single or dual fountain retrofit installations. Panel is 35.6 x 17.8 cm.



Model 6715
In-wall mounting plate provides the maximum support and facilitates the installation of Hi-Lo, barrier-free, 1501 series fountains. Panel is 91 x 35.6 cm.



Model BP6
Back panel that increases location visibility of fountain and helps protect wall from inadvertent splash. Model BP6 is 38 cm x 22.9 cm stainless steel with a satin finish. Used on model 1001.



Model BP15
Satin-finish stainless steel 38.1 cm back panel for Model 1920. Back panel helps protect wall from inadvertent splash. Back panel is 38 x 43.2 cm. BP15 and 1920 can be used with 1001 and 1107L models. Available in high-polished stainless steel, Model BP15HPS.




Model BP32
Satin-finish stainless steel 81.28 cm back panel for Model 1920. Back panel helps protect wall from inadvertent splash. Back panel is 81 x 24 cm. BP32 is to be used with model 1920 and 1011, H1011.8, H1117.8 or 1117L. Available in high-polished stainless steel, Model BP32HPS. Model BP32R has opening on upper left side, no high-polish available.

COLORS :: FINISHES


CONCRETE

Four Concrete Finishes



LIGHT SANDBLAST MEDIUM SANDBLAST HEAVY SANDBLAST EXPOSED AGGREGATE

Sample of Concrete Color Options



DESERT SAND C-11 WHITE 01 CORAL RED C-22 MESA BEIGE C-12



DARK GRAY C-34 SOMBERO BUFF C-25

POWDER-COATED STEEL

Custom Color Selections



SILVER BLACK WHITE BROWN ORANGE



BRONZE MIST GREEN YELLOW RED BLUE

SINK MODELS

OPTIONAL ACCESSORIES

	4010	4110ADA	4210	4230
5010.6427SS	●	●	●	●
5017LF	●	●	●	●
5051LF	●	●	●	●
5054LF	●	●	●	●
5452LF	●	●	●	●
5510LF	●	●	●	●
6426	●			
6455	●	●	●	●
HCR8	●			



Model 5010.6427SS
A polished stainless steel push-button bubbler valve for countertop or sink mounting.



Model 5017LF
All polished chrome-plated sink or counter-mounted drinking faucet with renewable control cartridge.



Model 5051LF
Polished chrome-plated lever handle deck or sink-mounted bubbler valve.



Model 5054LF
Self-closing lever handle, polished chrome-plated brass deck-mounted drinking faucet with automatic stream regulation.



Model 5452LF
Self-closing lever handle, polished chrome-plated brass gooseneck faucet.




Model 5510LF
Stay-open lever handle, polished chrome-plated brass gooseneck faucet.



Model 6455
Polished chrome-plated brass flat waste strainer.

5874PBF :: PUSH BUTTON ACTIVATION VALVE



All components meet NSF61

The stainless steel valve with chrome-plated push button is lead-free and includes various operation and maintenance functions:

- Integral buffer mechanism that cushions the effects of sudden pressure changes
- Front access for flow height adjustments, cleaning, and cartridge replacement
- Integrated quick connects and mechanically crimped for easier installation, fewer leak paths and overall extended life.
- Sediment screen built into the valve housing

Model 5874PBF is on all non-freeze-resistant Haws drinking fountains and can be retrofitted into existing non freeze-resistant drinking fountains.

Model 5874PB is the recessed version.

CERTIFICATIONS

AB1953

AB1953 is encompassed in the California Assembly Bill 1953, enacted in September of 2006, which calls for a reduction in lead content in all plumbing equipment including pipes, fittings, and fixtures to a level less than 0.25%. This law went into effect on the first day of January 2010 and all the aforementioned products sold and installed on and after that date must meet this AB1953 lead reduction requirement. In 1990, Haws was already manufacturing products that fall within the lead reduction requirement that is now in effect.

All Haws drinking fountain products are lead-free, AB1953 compliant, and have NSF/ANSI 61-section 8 or section 9 and NSF/ANSI 372 certifications, obtained through the internationally recognized CSA Testing Laboratory.

CERTIFICATIONS

The CSA and UL certification marks signify that the product meets applicable U.S. and Canadian standards, including those from CSA, ANSI, ASME, ASSE, ASTM, NSF and UL.

Below is a list of certifications that Haws' drinking fountain models and optional accessories have been tested and certified to use. Certifications for each model can be found in the model descriptions at www.haws.ch.

CSA: Canadian Standard Association International



Drinking Water
NSF/ANSI 42, 63, 372, 61,
CSA 9483.1

UL: Underwriters Laboratories



ASSE: American Society of Sanitary Engineering



Water Quality Association: NSF/ANSI 61, ANNEX G, AB 1953



Wheel Chair Accessible products

SHARP STATUS

In 2018, Haws was awarded SHARP status (Safety and Health Achievement Recognition Program) by the Nevada Division of Industrial Relations.



MASTERSPEC®, REVIT, CAD


Masterspec® files now available for Haws products, as well as revit and cad files from caddetails and bim object.



SPOTLIGHT ON :: SCHOOLS



Model **7620**
AXION® eyePOD®



Model **1409**
Wall-Mounted
Drinking Fountain



Model **2000S**
Wall-Mounted
Filtered Bottle Filler



3600 SERIES
Modular, Outdoor Bottle Filler
and Drinking Fountain



Model **3377BF**
Outdoor Pedestal Drinking
Fountain with Bottle Filler
Extension



Model **5051LF**
Shielded bubbler
for deck-mount sink



GLOBAL CUSTOMERS :: GLOBAL VISION :: LOCAL SERVICE

Ingenuity is the *Haws* culture. Every day we work to address your needs and solve your challenges by applying imagination and initiative to make your job easier. *Haws* is committed to improving the health and safety of our global community by providing customer-focused hydration, safety, and tempering solutions. With more than 8,000 distribution locations and 250 employees worldwide, we continually focus on quality, service, reliability and complete solution support.

With the invention of the drinking fountain in 1906 by Luther Haws, the *Haws* Sanitary Drinking Faucet Company formed in 1909 in Berkeley, California. During the 1950s, *Haws* introduced emergency drench showers and safety eyewashes into its manufacturing line. Establishing headquarters in Sparks, Nevada in 1996, *Haws* continued expanding, opening global locations *Haws* AG (Switzerland), *Haws* Manufacturing Pte, Ltd (Singapore), *Haws*-Avlis (Brazil) in 2001, *Haws* China, *Haws* India, and *Haws* Germany and *Haws*-Middle East in 2017. In 2018, the Nevada Division of Industrial Relations awarded SHARP status (Safety and Health Achievement Recognition Program) to *Haws*.

To this day, *Haws*' innovative spirit is driven by third, fourth and fifth generations of the *Haws* family.

Reduction of Lead in Drinking Water Act, an amendment to the *Safe Drinking Water Act*, establishes a maximum lead content of wetted surfaces of plumbing products to a weighted average of 0.25%. With an effective date of January 4, 2014, this law necessitates all potable plumbing products sold and installed meet the new lead reduction requirement.

All *Haws* drinking fountain products are lead-free, as well as several AXION® Emergency Tempering Valves. These *Haws* products have NSF/ANSI 61-section 8 or section 9 and NSF/ANSI 372 certifications, obtained through the internationally recognized CSA Testing Laboratory, and are AB1953 compliant.

HOW DID THE LEAD-FREE DEFINITION CHANGE?

Lead-free means not containing more than 0.2% lead when used with respect to solder and flux; and not more than a weighted average of 0.25% lead when used with respect to the wetted surfaces of pipes, pipe fittings, plumbing fittings, and fixtures.

WHAT PRODUCTS ARE INCLUDED?

Pipes, pipe fittings, plumbing fittings and fixtures that may provide water for human consumption. This includes devices that are typically integrated into a faucet or plumbing system that deliver drinking water.

HOW DOES THE LAW APPLY TO REPAIRS AND REPLACEMENT PARTS?

Pipes, fittings or fixtures that were installed prior to the effective date and are being repaired do not need to meet the new definition of lead-free because the pieces are not being "introduced into commerce" but any replacement parts must be the lead-free definition.